

JUNIOR PICASSO ART ACTIVITY: PORTRAITS!

Picasso liked to paint portraits in a style called CUBISM. In CUBISM, a face is shown from the front and side view at the same time.

Picasso had a lot of fun distorting facial features in his portraits. Some of his favorite eyes, noses, mouths and ears are included on the following pages. Cut them out and arrange them on one of the faces to create the outline of your portrait—use a gluestick or tape to hold all of the pieces in place. Then finish your portrait by adding tons of bright color with crayons and markers.

E-mail photos of your finished portraits to the publisher at info@duopressbooks.com. Follow us at @duopress, and perhaps you'll see your masterpiece on Instagram, Facebook, Pinterest and Twitter!




100
Pablo
Picassos

by Mauricio Velázquez de León

Art by Violet Lemay

dp
duopress

duopress labs



100
Pablo
Picassos

by Mauricio Velázquez de León

Art by Violet Lemay

dp
duopress

duopress labs


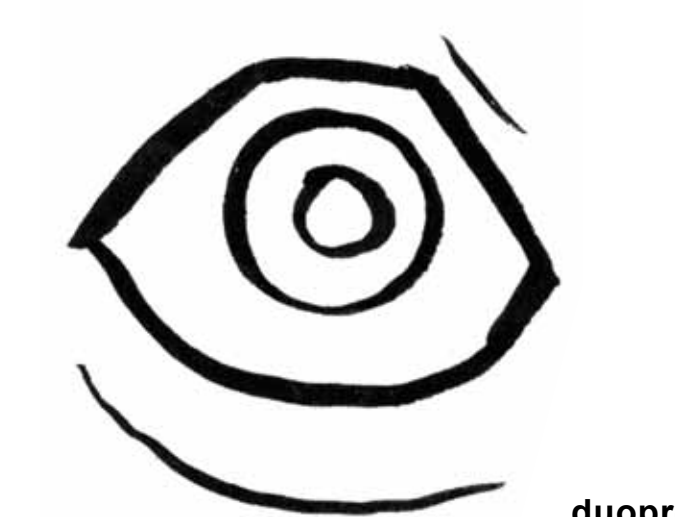
100 Pablo Picassos

by Mauricio Velázquez de León



Art by Violet Lemay

eyes: front view



duopress labs

dp
duopress


100 Pablo Picassos

by Mauricio Velázquez de León



Art by Violet Lemay

eyes: side view



duopress labs

dp
duopress

100 Pablo Picassos

by Mauricio Velázquez de León



Art by Violet Lemay

noses & mouths



duopress labs

dp
duopress

100 Pablo Picassos

by Mauricio Velázquez de León



Art by Violet Lemay

noses & mouths



duopress labs

dp
duopress




100 Pablo Picassos

by Mauricio Velázquez de León



Art by Violet Lemay

ears



duopress labs

dp
duopress